



LED Lamp Wireless

A60 E27 TW 8W 230V
A60 B22 TW 8W 230V
A60 E27 RGBTW 8W 230V
A60 B22 RGBTW 8W 230V



Create welcoming spaces and bring the human centric lighting benefits into your application. Delivering a full variety of end user benefits, this product can be easily controlled via a smart device with an internet connection or via a 3rd party system via integration. Define schedules to turn the lights on and off according to a routine, set scenes, and light modes, all to accommodate the needs of your project.

Enjoy the full spectrum of this WiZ Pro licensed product, catering to the needs of each stakeholder. Install the lights wirelessly with the WiZ Pro Setup app running on Bluetooth, operate your entire lighting installation remotely via the WiZ Pro Dashboard and control the lights seamlessly with the end user WiZ app.

SPECIFICATIONS

MODEL	INPUT VOLTAGE (V _{AC})	POWER (W)	CURRENT (mA)	PF	FLUX (LM)	CRI* (Ra)	WHITE CCT RANGE (K)	SDCM	ENVIR. PROTECTION RATING	MAX CASE TEMP. (°C)	RATED LIFE (HRS.)
Tunable White	220 ~ 240	8	70	0.5	806	90	2700~6500	6	IP-20	Life - 80	25,000
Full Color							2200~6500				

★ at 2700K

ORDERING INFORMATION


PRODUCT NAME	12 NC	PIECES PER CASE
WiZ Pro A60 E27 TW 8W 230V	929002383571	6
WiZ Pro A60 B22 TW 8W 230V	929002383771	6
WiZ Pro A60 E27 RGBTW 8W 230V	929002383671	6
WiZ Pro A60 B22 RGBTW 8W 230V	929002383871	6



WiZ Pro A60 E27 TW 8W 230V
 WiZ Pro A60 B22 TW 8W 230V
 WiZ Pro A60 E27 RGBTW 8W 230V
 WiZ Pro A60 B22 RGBTW 8W 230V

FEATURES	BENEFITS
Compatible with existing E27 / B22 sockets	<ul style="list-style-type: none"> • Convert existing socketed luminaires into connected luminaires.
LED Technology	<ul style="list-style-type: none"> • Equivalent to a 60W incandescent A60 lamp with 87% lower energy consumption. • Long life with fewer lamp replacements.
Tunable White & Full Color LEDs	<ul style="list-style-type: none"> • Create unique ambiances from a single light source.
Wireless Communication module	<ul style="list-style-type: none"> • Intuitive Advanced wireless control via the WiZ App or WiZ pro dashboard (using Wi-Fi). • Easy Setup via Bluetooth using the WiZ Pro setup app. • Control from anywhere. • No hub/bridge required. • Over-The-Air (OTA) firmware upgradable. • Compatible with popular smart systems like Google Home, Amazon Alexa, Samsung Smart Things, IFTTT etc...

APPLICATIONS



Hospitality



Restaurants



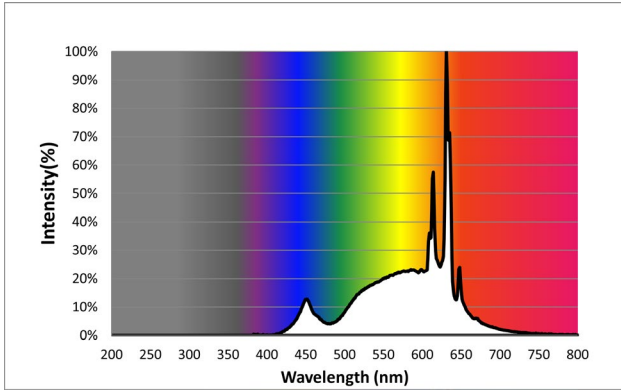
Retail



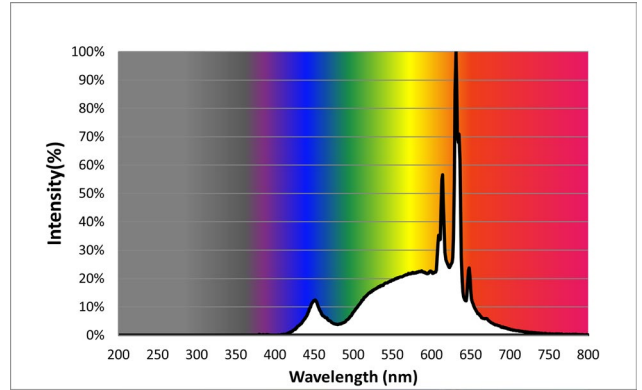
Residential

WiZ Pro A60 E27 TW 8W 230V
WiZ Pro A60 B22 TW 8W 230V
WiZ Pro A60 E27 RGBTW 8W 230V
WiZ Pro A60 B22 RGBTW 8W 230V

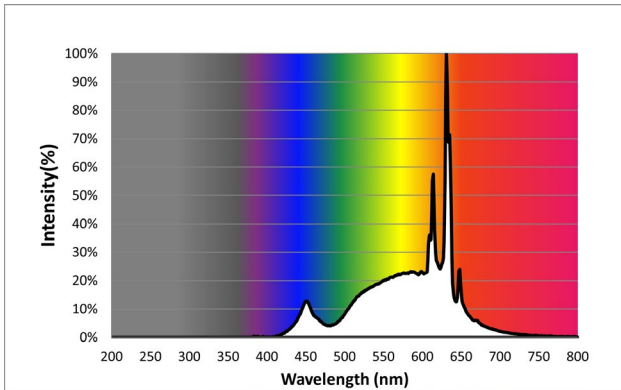
SPECTRAL POWER DENSITY ★



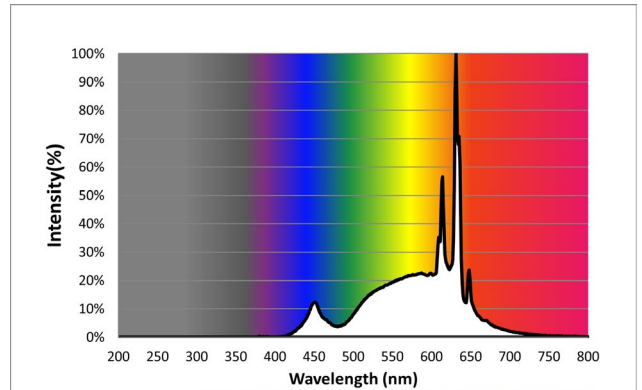
WiZ Pro A60 E27 TW 8W 230V



WiZ Pro A60 E27 RGBTW 8W 230V



WiZ Pro A60 B22 TW 8W 230V



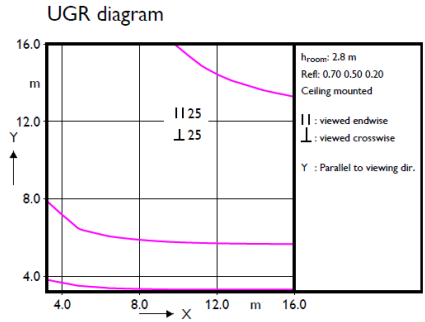
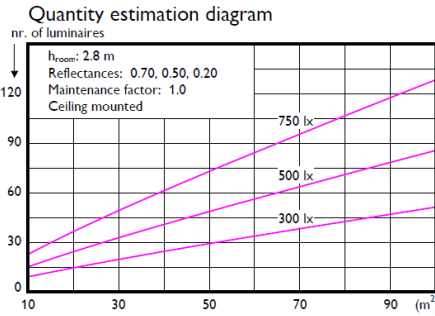
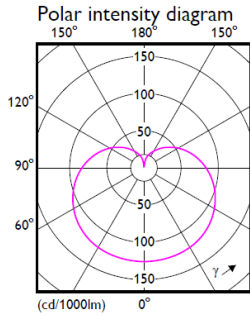
WiZ Pro A60 B22 RGBTW 8W 230V

★ Measured at 2700K

WiZ Pro A60 E27 TW 8W 230V
 WiZ Pro A60 B22 TW 8W 230V
 WiZ Pro A60 E27 RGBTW 8W 230V
 WiZ Pro A60 B22 RGBTW 8W 230V

PHOTOMETRIC DIAGRAMS

WiZ Pro A60 E27 TW 8W 230V



Light output ratio 1.00
 Service upward 0.32
 Service downward 0.68
 CIE flux code 29 55 79 68 100
 UGR_{cen} (4Hx8H, 0.25H) 25

Utilisation factor table

Room Index k	Reflectances (%) for ceiling, walls and working plane (CIE)											
	0.80	0.80	0.70	0.70	0.70	0.70	0.50	0.50	0.30	0.30	0.00	0.00
0.60	0.80	0.46	0.43	0.43	0.42	0.41	0.33	0.30	0.25	0.26	0.22	0.17
0.80	0.50	0.50	0.50	0.49	0.47	0.39	0.35	0.30	0.31	0.27	0.21	0.17
1.00	0.30	0.10	0.30	0.20	0.10	0.10	0.10	0.10	0.10	0.10	0.10	0.00
1.25	0.61	0.56	0.57	0.55	0.53	0.45	0.41	0.35	0.36	0.32	0.25	0.17
1.50	0.67	0.61	0.63	0.60	0.58	0.50	0.45	0.40	0.40	0.36	0.28	0.17
2.00	0.77	0.68	0.71	0.68	0.65	0.58	0.52	0.47	0.46	0.42	0.34	0.28
2.50	0.83	0.73	0.77	0.73	0.69	0.63	0.57	0.52	0.51	0.47	0.38	0.28
3.00	0.88	0.77	0.82	0.77	0.73	0.67	0.60	0.56	0.54	0.51	0.41	0.28
4.00	0.94	0.82	0.88	0.82	0.78	0.73	0.65	0.62	0.59	0.56	0.46	0.28
5.00	0.99	0.85	0.92	0.86	0.81	0.76	0.69	0.66	0.62	0.59	0.49	0.28

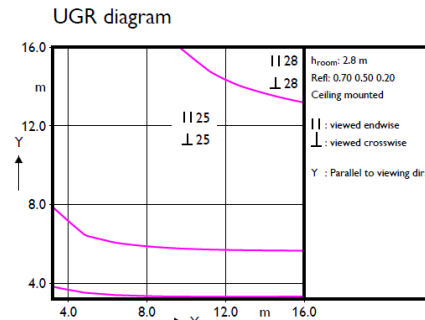
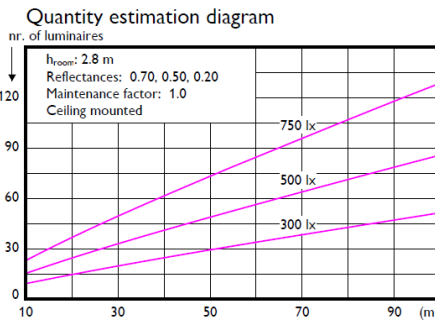
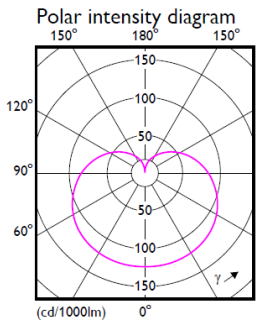
Ceiling mounted

Luminance Table

Plane Cone	0.0	15.0	30.0	45.0	60.0	75.0	90.0
45.0	12459	10035	10015	9763	10015	10035	12459
50.0	11893	10268	9455	9207	9455	10268	11893
55.0	11404	9777	8972	8727	8972	9777	11404
60.0	10949	9323	8527	8286	8527	9323	10949
65.0	10582	8951	8160	7921	8160	8951	10582
70.0	10239	8603	7818	7582	7818	8603	10239
75.0	9959	8311	7528	7294	7528	8311	9959
80.0	9722	8057	7275	7041	7275	8057	9722
85.0	9503	7819	7036	6803	7036	7819	9503
90.0	9344	7629	6840	6607	6840	7629	9344

(cd/m²)

WiZ Pro A60 E27 RGBTW 8W 230V



Light output ratio 1.00
 Service upward 0.32
 Service downward 0.68
 CIE flux code 28 55 79 68 100
 UGR_{cen} (4Hx8H, 0.25H) 25

Utilisation factor table

Room Index k	Reflectances (%) for ceiling, walls and working plane (CIE)											
	0.80	0.80	0.70	0.70	0.70	0.70	0.50	0.50	0.30	0.30	0.00	0.00
0.60	0.80	0.46	0.43	0.43	0.42	0.41	0.33	0.29	0.24	0.26	0.22	0.16
0.80	0.50	0.50	0.50	0.50	0.50	0.30	0.30	0.10	0.30	0.10	0.00	0.00
1.00	0.30	0.10	0.30	0.20	0.10	0.10	0.10	0.10	0.10	0.10	0.10	0.00
1.25	0.61	0.56	0.57	0.55	0.53	0.45	0.40	0.35	0.36	0.31	0.25	0.16
1.50	0.67	0.61	0.63	0.60	0.58	0.50	0.45	0.40	0.40	0.35	0.28	0.16
2.00	0.76	0.68	0.71	0.68	0.65	0.58	0.52	0.47	0.46	0.42	0.34	0.28
2.50	0.83	0.73	0.77	0.73	0.69	0.63	0.57	0.52	0.51	0.47	0.38	0.28
3.00	0.88	0.77	0.82	0.77	0.73	0.67	0.60	0.56	0.54	0.50	0.41	0.28
4.00	0.94	0.82	0.88	0.82	0.77	0.73	0.65	0.62	0.58	0.55	0.45	0.28
5.00	0.99	0.85	0.92	0.86	0.80	0.76	0.69	0.65	0.61	0.59	0.48	0.28

Ceiling mounted

Luminance Table

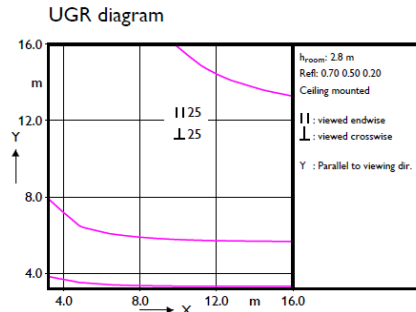
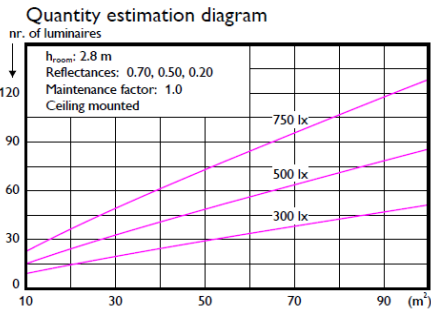
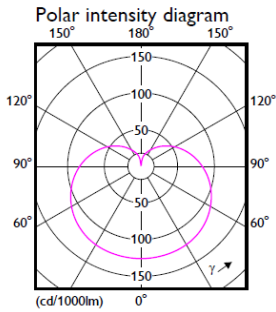
Plane Cone	0.0	15.0	30.0	45.0	60.0	75.0	90.0
45.0	12388	10774	9958	9707	9958	10774	12388
50.0	11848	10229	9420	9172	9420	10229	11848
55.0	11369	9747	8944	8700	8944	9747	11369
60.0	10952	9326	8529	8288	8529	9326	10952
65.0	10602	8968	8176	7937	8176	8968	10602
70.0	10262	8623	7836	7599	7836	8623	10262
75.0	9981	8330	7546	7311	7546	8330	9981
80.0	9743	8075	7291	7057	7291	8075	9743
85.0	9555	7862	7074	6840	7074	7862	9555
90.0	9399	7674	6881	6646	6881	7674	9399

(cd/m²)

WiZ Pro A60 E27 TW 8W 230V
 WiZ Pro A60 B22 TW 8W 230V
 WiZ Pro A60 E27 RGBTW 8W 230V
 WiZ Pro A60 B22 RGBTW 8W 230V

PHOTOMETRIC DIAGRAMS

WiZ Pro A60 B22 TW 8W 230V



Light output ratio 1.00
 Service upward 0.32
 Service downward 0.68
 CIE flux code 29 55 79 68 100
 UGRcen (4Hx8H, 0.25H) 25

Utilisation factor table

Room Index k	Reflectances (%) for ceiling, walls and working plane (CIE)											
	0.80	0.80	0.70	0.70	0.70	0.70	0.50	0.50	0.30	0.30	0.30	0.00
0.60	0.37	0.35	0.35	0.34	0.33	0.26	0.23	0.19	0.21	0.17	0.13	0.00
0.80	0.46	0.43	0.43	0.42	0.41	0.33	0.30	0.25	0.26	0.22	0.17	0.00
1.00	0.54	0.50	0.50	0.49	0.47	0.39	0.35	0.30	0.31	0.27	0.21	0.00
1.25	0.61	0.56	0.57	0.55	0.53	0.45	0.41	0.35	0.36	0.32	0.25	0.00
1.50	0.67	0.61	0.63	0.60	0.58	0.50	0.45	0.40	0.40	0.36	0.28	0.00
2.00	0.77	0.68	0.71	0.68	0.65	0.58	0.52	0.47	0.46	0.42	0.34	0.00
2.50	0.83	0.73	0.77	0.73	0.69	0.63	0.57	0.52	0.51	0.47	0.38	0.00
3.00	0.88	0.77	0.82	0.77	0.73	0.67	0.60	0.56	0.54	0.51	0.41	0.00
4.00	0.94	0.82	0.88	0.82	0.78	0.73	0.65	0.62	0.59	0.56	0.46	0.00
5.00	0.99	0.85	0.92	0.86	0.81	0.76	0.69	0.66	0.62	0.59	0.49	0.00

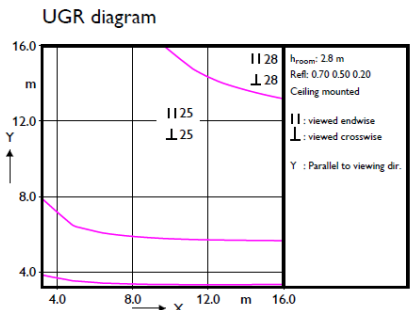
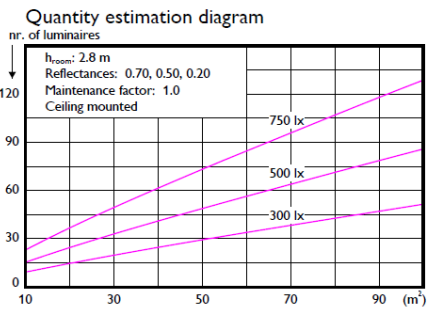
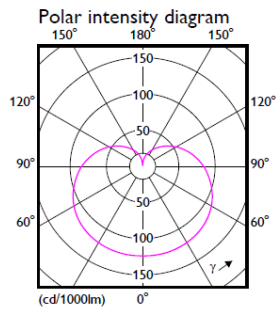
Ceiling mounted

Luminance Table

Plane Cone	0.0	15.0	30.0	45.0	60.0	75.0	90.0
45.0	12459	10835	10015	9763	10015	10835	12459
50.0	11893	10268	9455	9207	9455	10268	11893
55.0	11404	9777	8972	8727	8972	9777	11404
60.0	10949	9323	8527	8286	8527	9323	10949
65.0	10582	8951	8160	7921	8160	8951	10582
70.0	10239	8603	7818	7582	7818	8603	10239
75.0	9959	8311	7528	7294	7528	8311	9959
80.0	9722	8057	7275	7041	7275	8057	9722
85.0	9503	7819	7036	6803	7036	7819	9503
90.0	9344	7629	6840	6607	6840	7629	9344

(cd/m²)

WiZ Pro A60 B22 RGBTW 8W 230V



Light output ratio 1.00
 Service upward 0.32
 Service downward 0.68
 CIE flux code 28 55 79 68 100
 UGRcen (4Hx8H, 0.25H) 25

Utilisation factor table

Room Index k	Reflectances (%) for ceiling, walls and working plane (CIE)											
	0.80	0.80	0.70	0.70	0.70	0.70	0.50	0.50	0.30	0.30	0.30	0.00
0.60	0.36	0.35	0.34	0.34	0.33	0.25	0.23	0.18	0.20	0.16	0.12	0.00
0.80	0.46	0.43	0.43	0.42	0.41	0.33	0.29	0.24	0.26	0.22	0.16	0.00
1.00	0.53	0.50	0.50	0.48	0.47	0.39	0.35	0.29	0.31	0.26	0.20	0.00
1.25	0.61	0.56	0.57	0.55	0.53	0.45	0.40	0.35	0.36	0.31	0.25	0.00
1.50	0.67	0.61	0.63	0.60	0.58	0.50	0.45	0.40	0.40	0.35	0.28	0.00
2.00	0.76	0.68	0.71	0.68	0.65	0.58	0.52	0.47	0.46	0.42	0.34	0.00
2.50	0.83	0.73	0.77	0.73	0.69	0.63	0.57	0.52	0.51	0.47	0.38	0.00
3.00	0.88	0.77	0.82	0.77	0.73	0.67	0.60	0.56	0.54	0.50	0.41	0.00
4.00	0.94	0.82	0.88	0.82	0.77	0.73	0.65	0.62	0.58	0.55	0.45	0.00
5.00	0.99	0.85	0.92	0.86	0.80	0.76	0.69	0.65	0.61	0.59	0.48	0.00

Ceiling mounted

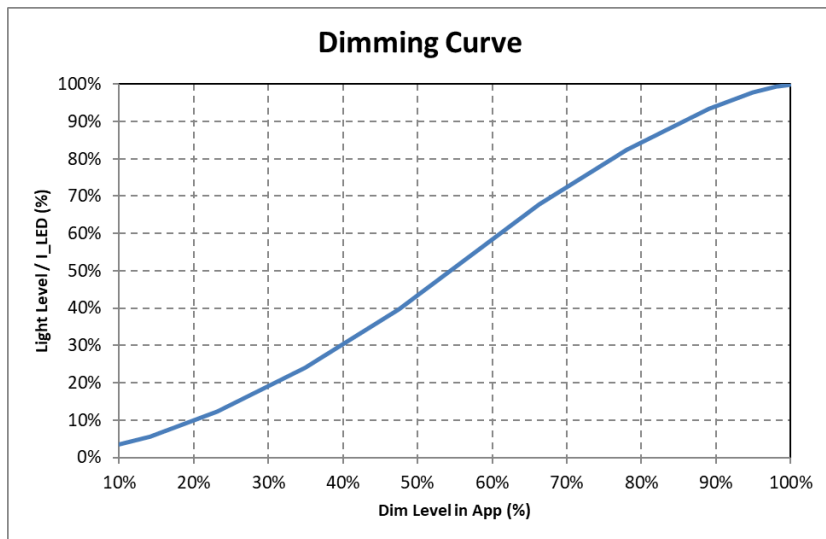
Luminance Table

Plane Cone	0.0	15.0	30.0	45.0	60.0	75.0	90.0
45.0	12388	10774	9958	9707	9958	10774	12388
50.0	11848	10229	9420	9172	9420	10229	11848
55.0	11369	9747	8944	8700	8944	9747	11369
60.0	10952	9326	8529	8288	8529	9326	10952
65.0	10602	8968	8176	7937	8176	8968	10602
70.0	10262	8623	7836	7599	7836	8623	10262
75.0	9981	8330	7546	7311	7546	8330	9981
80.0	9743	8075	7291	7057	7291	8075	9743
85.0	9555	7862	7074	6840	7074	7862	9555
90.0	9399	7674	6881	6646	6881	7674	9399

(cd/m²)

WiZ Pro A60 E27 TW 8W 230V
 WiZ Pro A60 B22 TW 8W 230V
 WiZ Pro A60 E27 RGBTW 8W 230V
 WiZ Pro A60 B22 RGBTW 8W 230V

TYPICAL DIMMING CURVE

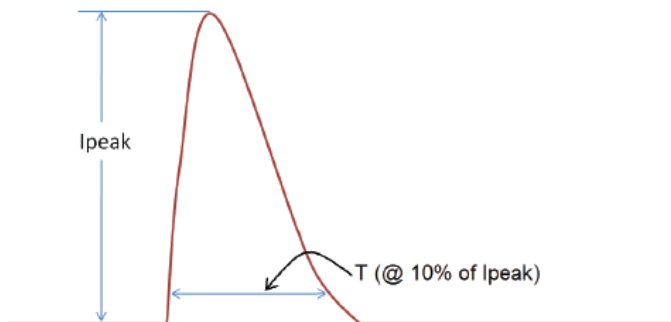


DIMMING METHOD (INTERNAL)	PWM
Refresh Rate (PWM)	1 kHz

TEMPORAL LIGHT ARTIFACTS

PARAMETER	VALUE	REMARK
P_{st}	≤ 1.0	Flicker quantification.
SVM	≤ 0.4	Stroboscopic effect quantification.

INRUSH CURRENT INFORMATION

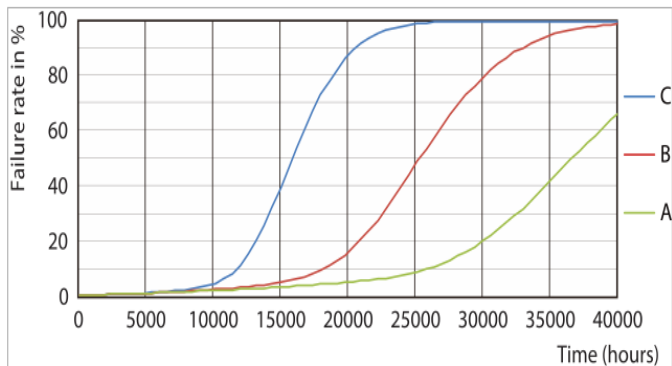


I_{PEAK}	$T (@ 10\% \text{ OF } I_{PEAK})$
4.7 A	0.11 ms

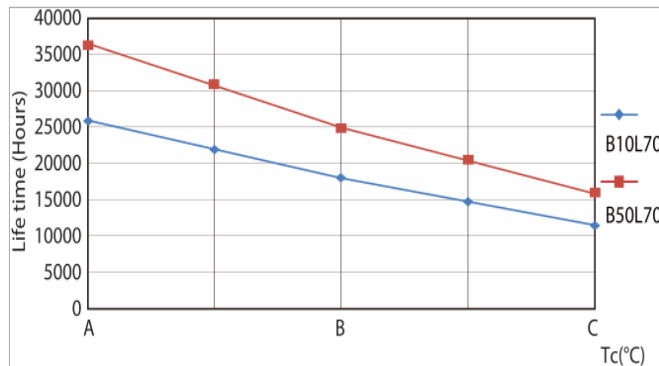
WiZ Pro A60 E27 TW 8W 230V
 WiZ Pro A60 B22 TW 8W 230V
 WiZ Pro A60 E27 RGBTW 8W 230V
 WiZ Pro A60 B22 RGBTW 8W 230V

FAILURE RATES

Failure Rate (prediction)



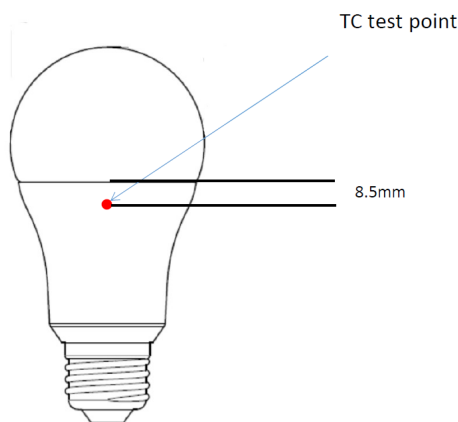
BxxL70* (prediction)



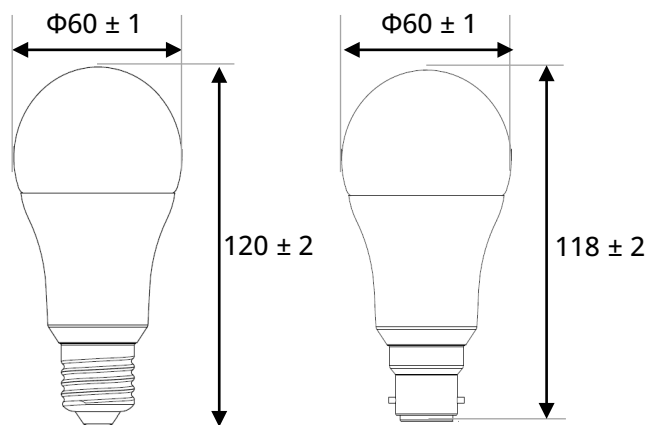
- A: $T_c = 70^\circ\text{C}$
- B: $T_c = 80^\circ\text{C}$ (life claim)
- C: $T_c = 90^\circ\text{C}$

* Defined as the number of hours when xx% of a large group of identical lamps drop below 70% of its initial flux level.

T_c LOCATION



FIXTURE COMPATIBILITY / DIMENSIONS (IN MM)



MODEL	WEIGHT (G.)
TW	65
RGBTW	65

WiZ Pro A60 E27 TW 8W 230V
 WiZ Pro A60 B22 TW 8W 230V
 WiZ Pro A60 E27 RGBTW 8W 230V
 WiZ Pro A60 B22 RGBTW 8W 230V

WIRELESS INTERFACE

ITEM	VALUE	UNIT	CONDITIONS
Communication Method	Wi-Fi + BLE		
Wi-Fi Compatibility	802.11 b/g/n		
Wi-Fi Protected Access (WPA)	WPA™, WPA2™, WPA3™		Personal
Wi-Fi Frequency	2400 – 2484	MHz	IEEE Std 802.11 b/g/n
Wi-Fi Transmission Power	20 (max)	dBm	RF Module
BLE Transmission Power	10 (max)	dBm	RF Module
Standby Power	< 0.5	W	Off via APP

APPLICATION NOTES

- This product is dimmable via wireless control by the WiZ App. It is not compatible with phase-cut wall-box dimmers.
- Ambient Temperature range is between -20 °C to +45°C.
- This product is not intended for use with emergency exit fixtures or emergency lights.
- This product is not intended for use in totally enclosed or recessed fixtures.
- Do not use this product in applications where it is directly exposed to water.
- For use in luminaires that can structurally support the weight of the lamp.
- Modifications of the product voids the limited warranty.

SOFTWARE / APPS

Please scan the QR code for instructions download the WiZ Pro Setup app and the WiZ App.



www.wizconnected.com/pro

WiZ Pro A60 E27 TW 8W 230V
WiZ Pro A60 B22 TW 8W 230V
WiZ Pro A60 E27 RGBTW 8W 230V
WiZ Pro A60 B22 RGBTW 8W 230V

RF COMPLIANCE

Hereby, Signify declares that the radio equipment type WiZ luminaires are in compliance with Directive 2014/53/EU (RED). The full text of the EU declaration of conformity is available at the following internet address: wizconnected.com.

Hereby, Signify declares that the radio equipment type WiZ luminaires are in compliance with the Radio Equipment Regulations 2017 (S.I. 2017/1206). The full text of the UK declaration of conformity is available at the following internet address: wizconnected.com.

- Wi-Fi®, the Wi-Fi logo, the Wi-Fi CERTIFIED logo are registered trademarks of the Wi-Fi Alliance.
- WPA™, WPA2™, WPA3™ are trademarks of the Wi-Fi Alliance.
- The Bluetooth® word and logos are registered trademarks owned by the Bluetooth SIG, Inc.
- Amazon, Alexa and all related logos are trademarks of Amazon.com, Inc. or its affiliates.
- Google, Google Play and the Google Play logo are the trademark of Google LLC.
- The Apple logo and Siri are the registered trademark of Apple Inc.
- Any use of such marks by Signify is under license. Other trademarks and trade names are those of their respective owners.

The information presented in this document is not intended as any commercial offer and does not form part of any quotation or contract.

WiZ is a global brand of



© 2022 Signify Holding, IBRS 10461, 5600VB, NL. All rights reserved. This document contains information relating to the product portfolio of Signify which information may be subject to change. No representation or warranty as to the accuracy or completeness of the information included herein is given and any liability for any action in reliance thereon is disclaimed. All trademarks are owned by Signify Holding or their respective owners.

Signify – I.B.R.S. / C.C.R.I Numéro
10461 5600 VB Eindhoven
The Netherlands

Signify Commercial UK Ltd.
Unit 3,
Guildford Business Park
Guildford, Surrey, GU2 8XG,
UK

www.wizconnected.com/pro