



LED Lamp Wireless

A67 E27 TW 13W 230V
A67 E27 RGBTW 13W 230V



Create welcoming spaces and bring the human centric lighting benefits into your application. Delivering a full variety of end user benefits, this product can be easily controlled via a smart device with an internet connection or via a 3rd party system via integration. Define schedules to turn the lights on and off according to a routine, set scenes, and light modes, all to accommodate the needs of your project.

Enjoy the full spectrum of this WiZ Pro licensed product, catering to the needs of each stakeholder. Install the lights wirelessly with the WiZ Pro Setup app running on Bluetooth, operate your entire lighting installation remotely via the WiZ Pro Dashboard and control the lights seamlessly with the end user WiZ app.

SPECIFICATIONS

MODEL	INPUT VOLTAGE (VAC)	POWER (W)	CURRENT (mA)	PF	FLUX (LM)	CRI* (Ra)	WHITE CCT RANGE (K)	SDCM	ENVIR. PROTECTION RATING	MAX CASE TEMP. (°C)	RATED LIFE (HRS.)
Tunable White	220 ~ 240	13	110	0.5	1521	90	2700~6500	6	IP-20	Life - 80	15,000
Full Color							2200~6500				

★ at 2700K

ORDERING INFORMATION

PRODUCT NAME	12 NC	PIECES PER CASE
WiZ Pro A67 E27 TW 13W 230V	929002449671	6
WiZ Pro A67 E27 RGBTW 13W 230V	929002449771	6




WiZ Pro A67 E27 TW 13W 230V


WiZ Pro A67 E27 RGBTW 13W 230V

FEATURES	BENEFITS
Compatible with existing E27 sockets	<ul style="list-style-type: none"> • Convert existing socketed luminaires into connected luminaires.
LED Technology	<ul style="list-style-type: none"> • Equivalent to a 100W incandescent A67 lamp with 87% lower energy consumption. • Long life with fewer lamp replacements.
Tunable White & Full Color LEDs	<ul style="list-style-type: none"> • Create unique ambiances from a single light source.
Wireless Communication module	<ul style="list-style-type: none"> • Intuitive Advanced wireless control via the WiZ App or WiZ pro dashboard (using Wi-Fi). • Easy Setup via Bluetooth using the WiZ Pro setup app. • Control from anywhere. • No hub/bridge required. • Over-The-Air (OTA) firmware upgradable. • Compatible with popular smart systems like Google Home, Amazon Alexa, Samsung Smart Things, IFTTT etc...

APPLICATIONS



Hospitality



Restaurants



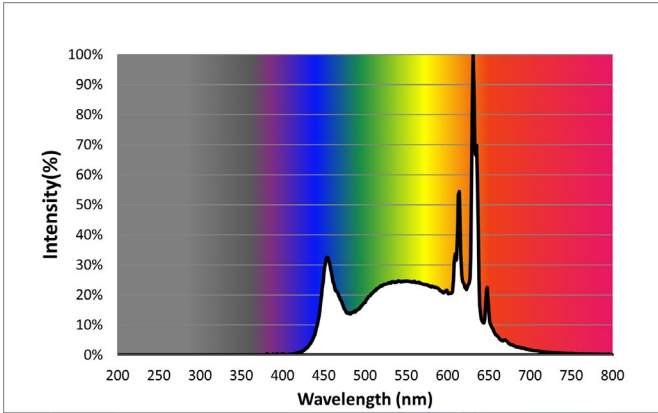
Retail



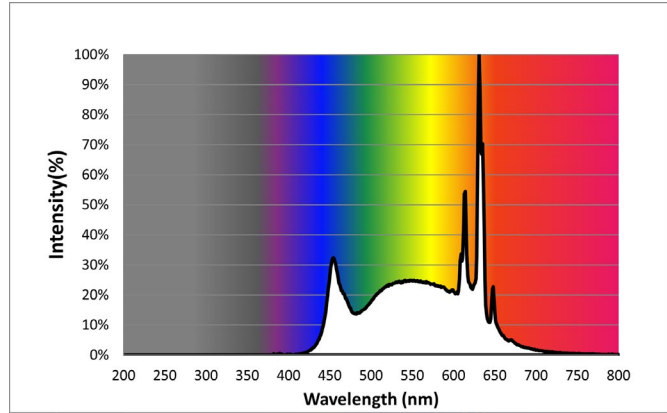
Residential

WiZ Pro A67 E27 TW 13W 230V
WiZ Pro A67 E27 RGBTW 13W 230V

SPECTRAL POWER DENSITY ★



WiZ Pro A67 E27 TW 13W 230V



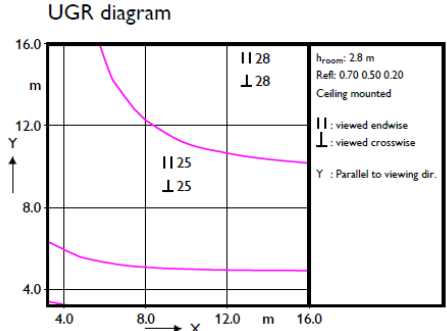
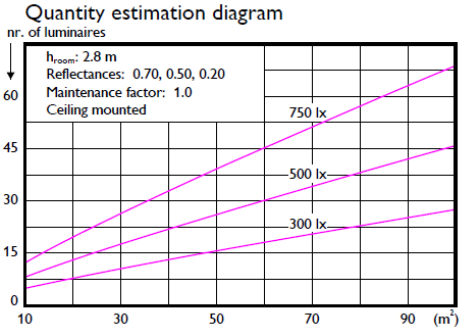
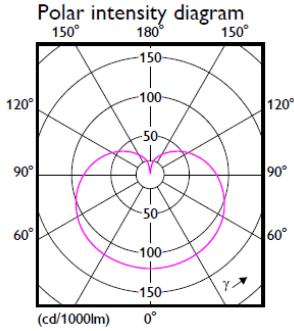
WiZ Pro A67 E27 RGBTW 13W 230V

★ Measured at 2700K

WiZ Pro A67 E27 TW 13W 230V WiZ Pro A67 E27 RGBTW 13W 230V

PHOTOMETRIC DIAGRAMS

WiZ Pro A67 E27 TW 13W 230V (1 x 1520 lm)



Light output ratio 1.00
Service upward 0.34
Service downward 0.66
CIE flux code 28 54 78 66 100
UGR_{cen} (4Hx8H, 0.25H) 25

Utilisation factor table

Room Index k	Reflectances (%) for ceiling, walls and working plane (CIE)											
	0.80	0.80	0.70	0.70	0.70	0.70	0.50	0.50	0.30	0.30	0.00	0.00
0.60	0.37	0.35	0.34	0.34	0.33	0.25	0.23	0.18	0.20	0.16	0.12	0.12
0.80	0.46	0.43	0.43	0.42	0.40	0.32	0.29	0.24	0.26	0.21	0.16	0.16
1.00	0.53	0.49	0.50	0.48	0.46	0.38	0.34	0.29	0.30	0.26	0.20	0.20
1.25	0.61	0.56	0.57	0.54	0.52	0.45	0.40	0.35	0.35	0.31	0.24	0.24
1.50	0.67	0.61	0.62	0.60	0.57	0.49	0.44	0.39	0.39	0.35	0.27	0.27
2.00	0.76	0.68	0.71	0.67	0.64	0.57	0.51	0.46	0.45	0.41	0.32	0.32
2.50	0.82	0.73	0.77	0.72	0.69	0.62	0.56	0.51	0.49	0.46	0.36	0.36
3.00	0.87	0.76	0.81	0.76	0.72	0.66	0.59	0.55	0.53	0.49	0.39	0.39
4.00	0.94	0.81	0.87	0.82	0.77	0.72	0.64	0.61	0.57	0.54	0.44	0.44
5.00	0.98	0.84	0.91	0.85	0.80	0.75	0.68	0.64	0.60	0.57	0.47	0.47

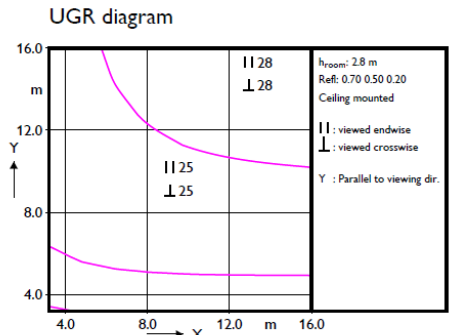
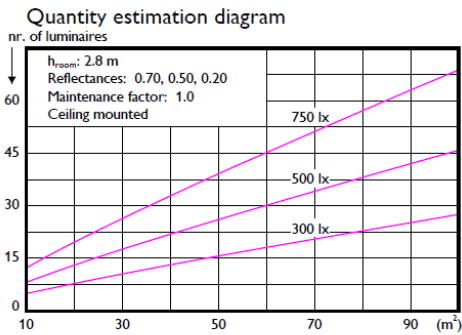
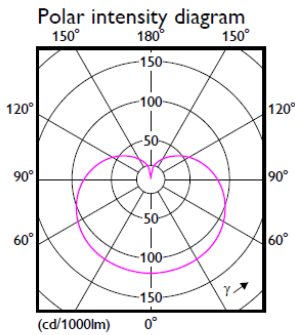
Ceiling mounted

Luminance Table

Plane Cone	0.0	15.0	30.0	45.0	60.0	75.0	90.0
45.0	14887	12994	12032	11736	12032	12994	14887
50.0	14327	12411	11448	11153	11448	12411	14327
55.0	13845	11906	10943	10649	10943	11906	13845
60.0	13449	11484	10518	10225	10518	11484	13449
65.0	13089	11099	10130	9838	10130	11099	13089
70.0	12769	10752	9780	9488	9780	10752	12769
75.0	12522	10468	9490	9197	9490	10468	12522
80.0	12339	10239	9250	8954	9250	10239	12339
85.0	12179	10028	9026	8728	9026	10028	12179
90.0	12084	9867	8846	8545	8846	9867	12084

(cd/m²)

WiZ Pro A67 E27 RGBTW 13W 230V (1 x 1520 lm)



Light output ratio 1.00
Service upward 0.34
Service downward 0.66
CIE flux code 28 54 78 66 100
UGR_{cen} (4Hx8H, 0.25H) 25

Utilisation factor table

Room Index k	Reflectances (%) for ceiling, walls and working plane (CIE)											
	0.80	0.80	0.70	0.70	0.70	0.70	0.50	0.50	0.30	0.30	0.00	0.00
0.60	0.37	0.35	0.34	0.34	0.33	0.25	0.23	0.18	0.20	0.16	0.12	0.12
0.80	0.46	0.43	0.43	0.42	0.40	0.32	0.29	0.24	0.26	0.21	0.16	0.16
1.00	0.53	0.49	0.50	0.48	0.46	0.38	0.34	0.29	0.30	0.26	0.20	0.20
1.25	0.61	0.56	0.57	0.54	0.52	0.45	0.40	0.35	0.35	0.31	0.24	0.24
1.50	0.67	0.61	0.62	0.60	0.57	0.49	0.44	0.39	0.39	0.35	0.27	0.27
2.00	0.76	0.68	0.71	0.67	0.64	0.57	0.51	0.46	0.45	0.41	0.32	0.32
2.50	0.82	0.73	0.77	0.72	0.69	0.62	0.56	0.51	0.49	0.46	0.36	0.36
3.00	0.87	0.76	0.81	0.76	0.72	0.66	0.59	0.55	0.53	0.49	0.39	0.39
4.00	0.94	0.81	0.87	0.82	0.77	0.72	0.64	0.61	0.57	0.54	0.44	0.44
5.00	0.98	0.84	0.91	0.85	0.80	0.75	0.68	0.64	0.60	0.57	0.47	0.47

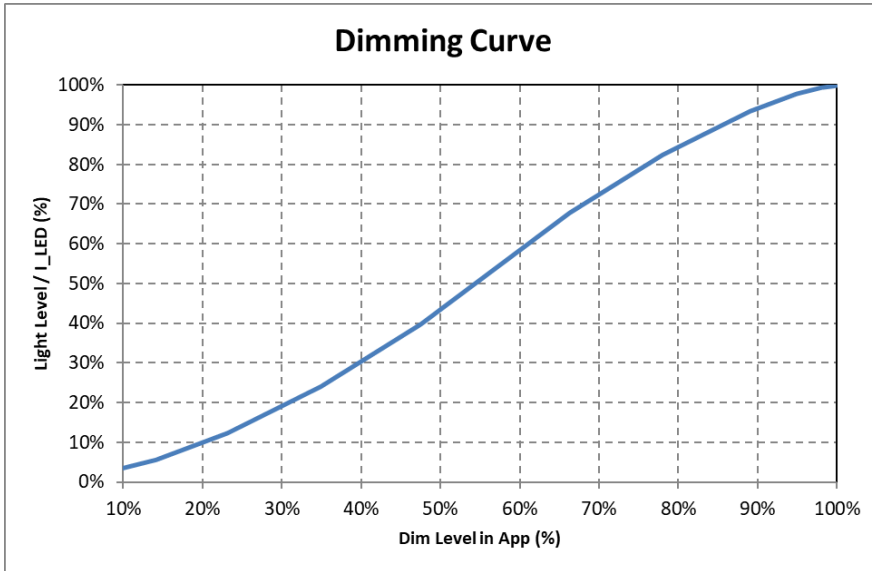
Ceiling mounted

Luminance Table

Plane Cone	0.0	15.0	30.0	45.0	60.0	75.0	90.0
45.0	14840	12953	11994	11699	11994	12953	14840
50.0	14283	12372	11413	11119	11413	12372	14283
55.0	13815	11880	10919	10626	10919	11880	13815
60.0	13411	11451	10488	10195	10488	11451	13411
65.0	13049	11065	10099	9807	10099	11065	13049
70.0	12766	10749	9777	9485	9777	10749	12766
75.0	12524	10470	9492	9198	9492	10470	12524
80.0	12329	10230	9242	8947	9242	10230	12329
85.0	12195	10040	9037	8739	9037	10040	12195
90.0	12106	9885	8863	8561	8863	9885	12106

(cd/m²)

TYPICAL DIMMING CURVE

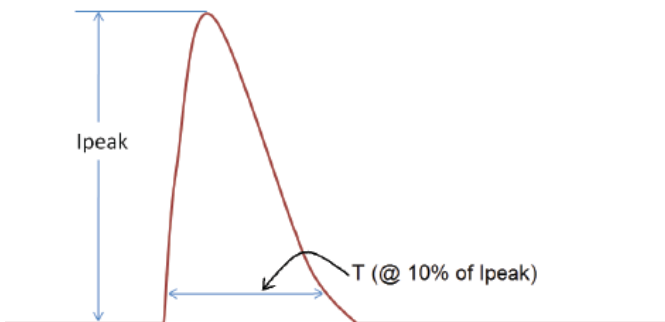


DIMMING METHOD (INTERNAL)	PWM
Refresh Rate (PWM)	1 kHz

TEMPORAL LIGHT ARTIFACTS

PARAMETER	VALUE	REMARK
P_{st}	≤ 1.0	Flicker quantification.
SVM	≤ 0.4	Stroboscopic effect quantification.

INRUSH CURRENT INFORMATION

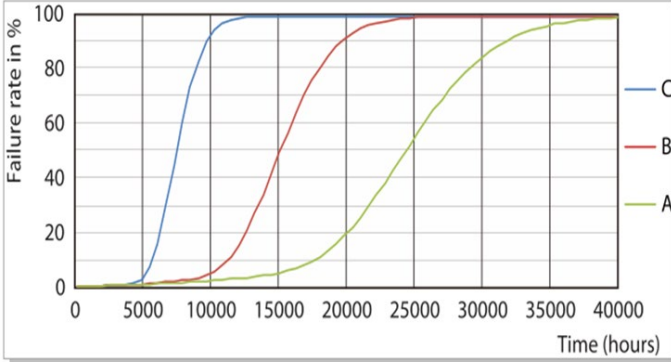


I_{PEAK}	$T (@ 10\% \text{ OF } I_{PEAK})$
8.5 A	0.12 ms

WiZ Pro A67 E27 TW 13W 230V
 WiZ Pro A67 E27 RGBTW 13W 230V

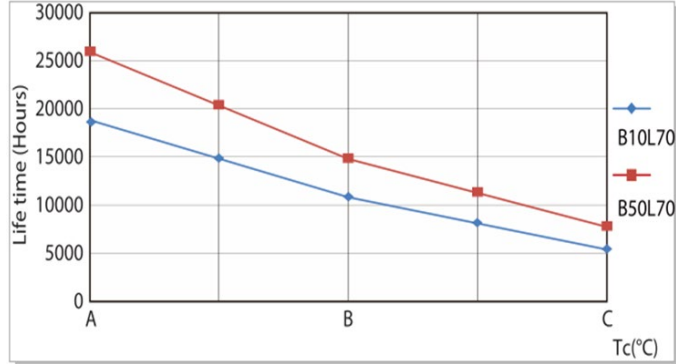
FAILURE RATES

Failure Rate (prediction)



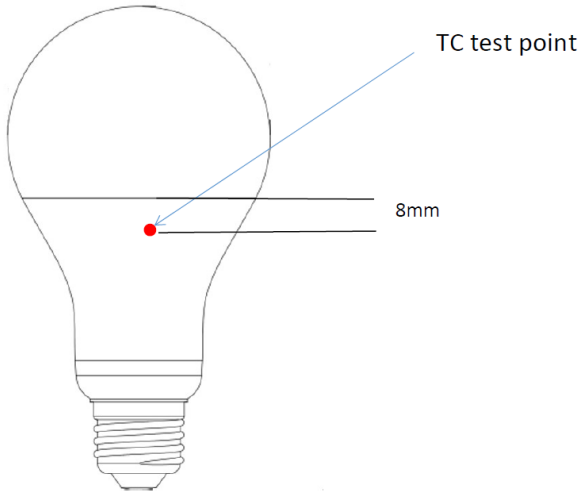
- A: $T_c = 70^\circ\text{C}$
- B: $T_c = 80^\circ\text{C}$ (life claim)
- C: $T_c = 90^\circ\text{C}$

BxxL70* (prediction)

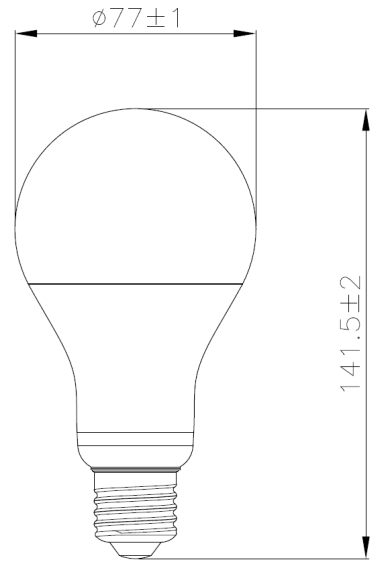


* Defined as the number of hours when xx% of a large group of identical lamps drop below 70% of its initial flux level.

T_c LOCATION



FIXTURE COMPATIBILITY / DIMENSIONS (IN MM)



MODEL	WEIGHT (G.)
TW	102
RGBTW	108

WiZ Pro A67 E27 TW 13W 230V

WiZ Pro A67 E27 RGBTW 13W 230V

WIRELESS INTERFACE

ITEM	VALUE	UNIT	CONDITIONS
Communication Method	Wi-Fi + BLE		
Wi-Fi Compatibility	802.11 b/g/n		
Wi-Fi Protected Access (WPA)	WPA™, WPA2™, WPA3™		Personal
Wi-Fi Frequency	2400 – 2484	MHz	IEEE Std 802.11 b/g/n
Wi-Fi Transmission Power	20 (max)	dBm	RF Module
BLE Transmission Power	10 (max)	dBm	RF Module
Standby Power	< 0.5	W	Off via APP

APPLICATION NOTES

- This product is dimmable via wireless control by the WiZ App. It is not compatible with phase-cut wall-box dimmers.
- Ambient Temperature range is between -20 °C to +45°C.
- This product is not intended for use with emergency exit fixtures or emergency lights.
- This product is not intended for use in totally enclosed or recessed fixtures.
- Do not use this product in applications where it is directly exposed to water.
- For use in luminaires that can structurally support the weight of the lamp.
- Modifications of the product voids the limited warranty.

SOFTWARE / APPS

Please scan the QR code for instructions download the WiZ Pro Setup app and the WiZ App.



www.wizconnected.com/pro

RF COMPLIANCE

Hereby, Signify declares that the radio equipment type WiZ luminaires are in compliance with Directive 2014/53/EU (RED). The full text of the EU declaration of conformity is available at the following internet address: wizconnected.com.

Hereby, Signify declares that the radio equipment type WiZ luminaires are in compliance with the Radio Equipment Regulations 2017 (S.I. 2017/1206). The full text of the UK declaration of conformity is available at the following internet address: wizconnected.com.

- Wi-Fi®, the Wi-Fi logo, the Wi-Fi CERTIFIED logo are registered trademarks of the Wi-Fi Alliance.
- WPA™, WPA2™, WPA3™ are trademarks of the Wi-Fi Alliance.
- The Bluetooth® word and logos are registered trademarks owned by the Bluetooth SIG, Inc.
- Amazon, Alexa and all related logos are trademarks of Amazon.com, Inc. or its affiliates.
- Google, Google Play and the Google Play logo are the trademark of Google LLC.
- The Apple logo and Siri are the registered trademark of Apple Inc.
- Any use of such marks by Signify is under license. Other trademarks and trade names are those of their respective owners.

The information presented in this document is not intended as any commercial offer and does not form part of any quotation or contract.

WiZ is a global brand of



© 2022 Signify Holding, IBRS 10461, 5600VB, NL. All rights reserved. This document contains information relating to the product portfolio of Signify which information may be subject to change. No representation or warranty as to the accuracy or completeness of the information included herein is given and any liability for any action in reliance thereon is disclaimed. All trademarks are owned by Signify Holding or their respective owners.

Signify – I.B.R.S. / C.C.R.I Numéro
10461 5600 VB Eindhoven
The Netherlands

Signify Commercial UK Ltd.
Unit 3,
Guildford Business Park
Guildford, Surrey, GU2 8XG,
UK

www.wizconnected.com/pro