



LED Lamp Wireless

C37 E14 TW 4.9W 230V
C37 E14 RGBTW 4.9W 230V



Create welcoming spaces and bring the human centric lighting benefits into your application. Delivering a full variety of end user benefits, this product can be easily controlled via a smart device with an internet connection or via a 3rd party system via integration. Define schedules to turn the lights on and off according to a routine, set scenes, and light modes, all to accommodate the needs of your project.

Enjoy the full spectrum of this WiZ Pro licensed product, catering to the needs of each stakeholder. Install the lights wirelessly with the WiZ Pro Setup app running on Bluetooth, operate your entire lighting installation remotely via the WiZ Pro Dashboard and control the lights seamlessly with the end user WiZ app.

SPECIFICATIONS

MODEL	INPUT VOLTAGE (VAC)	POWER (W)	CURRENT (mA)	PF	FLUX (LM)	CRI* (Ra)	WHITE CCT RANGE (K)	SDCM	ENVIR. PROTECTION RATING	MAX CASE TEMP. (°C)	RATED LIFE (HRS.)
Tunable White	220 ~ 240	4.9	40	0.5	470	90	2700~6500	6	IP-20	Life - 80	15,000
Full Color							2200~6500				

★ at 2700K

ORDERING INFORMATION


PRODUCT NAME	12 NC	PIECES PER CASE
WiZ Pro C37 E14 TW 4.9W 230V	929002448771	6
WiZ Pro C37 E14 RGBTW 4.9W 230V	929002448871	6



WiZ Pro C37 E14 TW 4.9W 230V
 WiZ Pro C37 E14 RGBTW 4.9W 230V

FEATURES	BENEFITS
Compatible with existing E14 sockets	<ul style="list-style-type: none"> • Convert existing socketed luminaires into connected luminaires.
LED Technology	<ul style="list-style-type: none"> • Equivalent to a 40W incandescent C37 lamp with 88% lower energy consumption. • Long life with fewer lamp replacements.
Tunable White & Full Color LEDs	<ul style="list-style-type: none"> • Create unique ambiances from a single light source.
Wireless Communication module	<ul style="list-style-type: none"> • Intuitive Advanced wireless control via the WiZ App or WiZ pro dashboard (using Wi-Fi). • Easy Setup via Bluetooth using the WiZ Pro setup app. • Control from anywhere. • No hub/bridge required. • Over-The-Air (OTA) firmware upgradable. • Compatible with popular smart systems like Google Home, Amazon Alexa, Samsung Smart Things, IFTTT etc...

APPLICATIONS



Hospitality



Restaurants



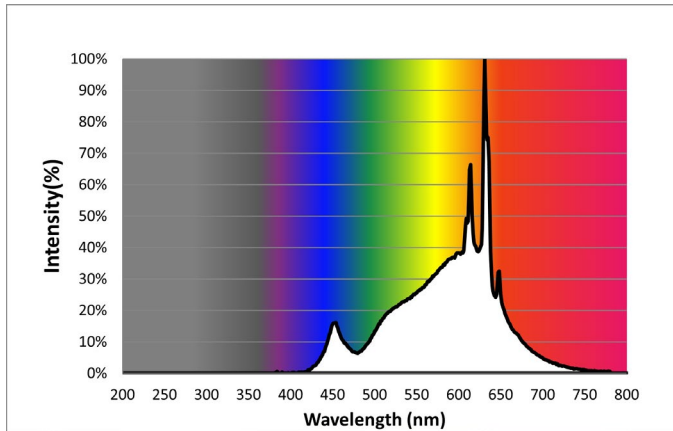
Retail



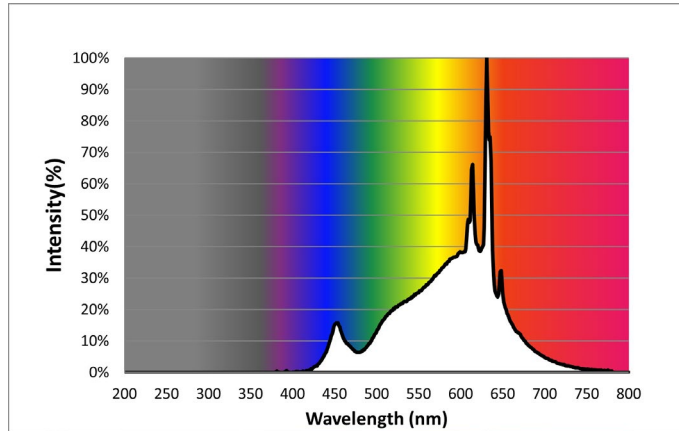
Residential

WiZ Pro C37 E14 TW 4.9W 230V
WiZ Pro C37 E14 RGBTW 4.9W 230V

SPECTRAL POWER DENSITY ★



WiZ Pro C37 E14 TW 4.9W 230V



WiZ Pro C37 E14 RGBTW 4.9W 230V

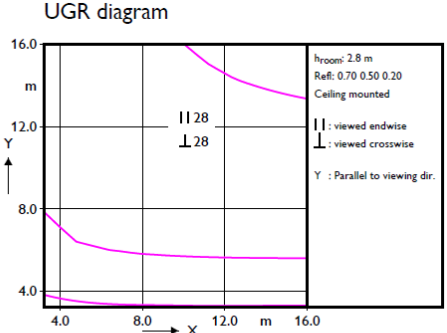
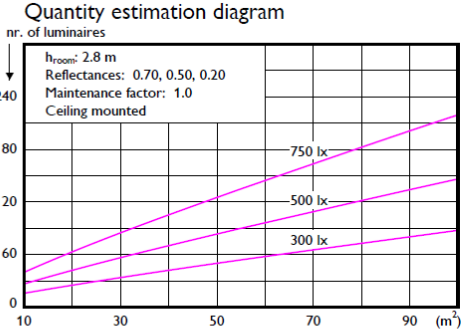
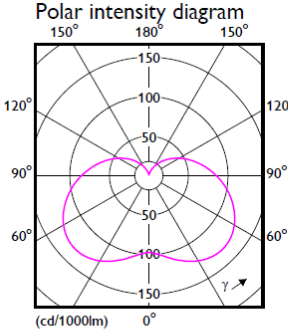
★ Measured at 2700K

WiZ Pro C37 E14 TW 4.9W 230V

WiZ Pro C37 E14 RGBTW 4.9W 230V

PHOTOMETRIC DIAGRAMS

WiZ Pro C37 E14 TW 4.9W 230V (1 x 470 lm)



Light output ratio 1.00
 Service upward 0.27
 Service downward 0.73
 CIE flux code 26 54 79 73 100
 UGRcen (4Hx8H, 0.25H) 28

Utilisation factor table

Room Index k	Reflectances (%) for ceiling, walls and working plane (CIE)										
	0.80		0.70		0.70		0.50		0.30		0.00
	0.80	0.50	0.50	0.20	0.10	0.10	0.10	0.10	0.10	0.10	0.00
0.60	0.36	0.34	0.34	0.33	0.32	0.24	0.22	0.17	0.20	0.16	0.12
0.80	0.45	0.42	0.42	0.41	0.40	0.32	0.29	0.23	0.26	0.21	0.17
1.00	0.53	0.49	0.50	0.48	0.46	0.38	0.35	0.29	0.31	0.26	0.21
1.25	0.61	0.55	0.57	0.55	0.53	0.44	0.40	0.35	0.36	0.32	0.25
1.50	0.67	0.61	0.63	0.60	0.58	0.50	0.45	0.40	0.41	0.36	0.29
2.00	0.76	0.68	0.72	0.68	0.65	0.58	0.52	0.47	0.47	0.43	0.36
2.50	0.83	0.73	0.78	0.73	0.70	0.63	0.58	0.53	0.52	0.48	0.40
3.00	0.88	0.77	0.82	0.78	0.73	0.67	0.61	0.57	0.56	0.52	0.44
4.00	0.95	0.82	0.89	0.83	0.78	0.73	0.67	0.63	0.61	0.57	0.48
5.00	0.99	0.85	0.93	0.87	0.81	0.77	0.70	0.67	0.64	0.61	0.52

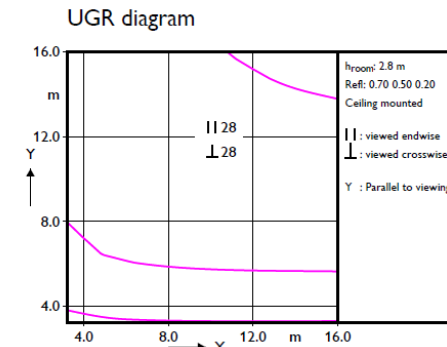
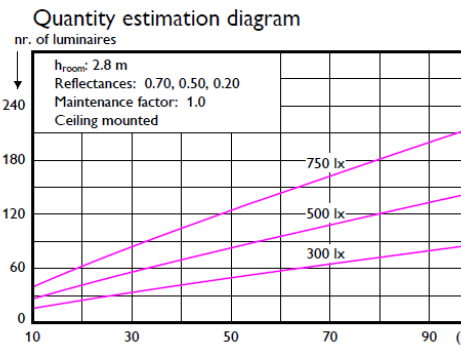
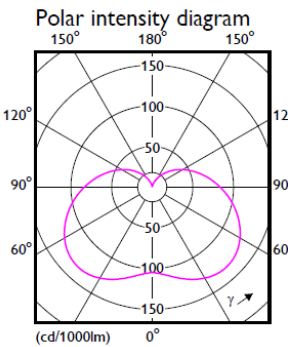
Ceiling mounted

Luminance Table

Plane Cone	0.0	15.0	30.0	45.0	60.0	75.0	90.0
45.0	24112	21329	19886	19437	19886	21329	24112
50.0	23745	20830	19338	18876	19338	20830	23745
55.0	23266	20244	18716	18247	18716	20244	23266
60.0	22657	19555	18006	17532	18006	19555	22657
65.0	22035	18864	17299	16823	17299	18864	22035
70.0	21394	18162	16586	16110	16586	18162	21394
75.0	20745	17458	15876	15400	15876	17458	20745
80.0	20069	16733	15150	14676	15150	16733	20069
85.0	19540	16130	14535	14061	14535	16130	19540
90.0	19022	15531	13925	13450	13925	15531	19022

(cd/m²)

WiZ Pro C37 E14 RGBTW 4.9W 230V (1 x 470 lm)



Light output ratio 1.00
 Service upward 0.27
 Service downward 0.73
 CIE flux code 27 55 80 73 100
 UGRcen (4Hx8H, 0.25H) 28

Utilisation factor table

Room Index k	Reflectances (%) for ceiling, walls and working plane (CIE)										
	0.80		0.70		0.70		0.50		0.30		0.00
	0.80	0.50	0.50	0.20	0.10	0.10	0.10	0.10	0.10	0.10	0.00
0.60	0.36	0.34	0.34	0.33	0.33	0.25	0.23	0.18	0.20	0.16	0.12
0.80	0.45	0.43	0.43	0.42	0.41	0.32	0.29	0.24	0.27	0.22	0.17
1.00	0.53	0.49	0.50	0.48	0.47	0.39	0.35	0.30	0.32	0.27	0.21
1.25	0.61	0.56	0.57	0.55	0.53	0.45	0.41	0.35	0.37	0.32	0.26
1.50	0.67	0.61	0.63	0.60	0.58	0.50	0.46	0.40	0.41	0.37	0.30
2.00	0.77	0.69	0.72	0.68	0.65	0.58	0.53	0.48	0.48	0.44	0.36
2.50	0.83	0.74	0.78	0.74	0.70	0.64	0.58	0.53	0.53	0.49	0.41
3.00	0.88	0.77	0.83	0.78	0.74	0.68	0.62	0.58	0.56	0.53	0.44
4.00	0.95	0.82	0.89	0.84	0.79	0.74	0.67	0.63	0.61	0.58	0.49
5.00	1.00	0.86	0.93	0.87	0.82	0.77	0.71	0.67	0.64	0.62	0.52

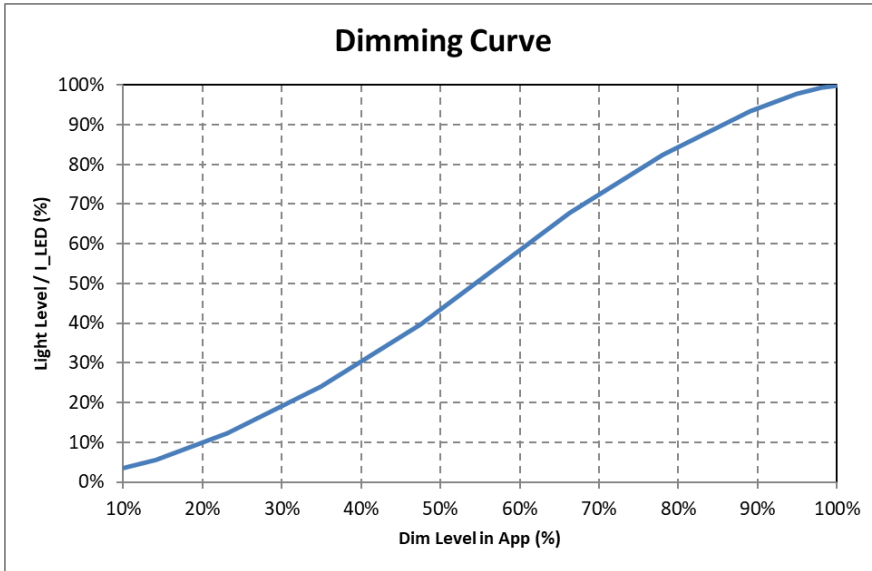
Ceiling mounted

Luminance Table

Plane Cone	0.0	15.0	30.0	45.0	60.0	75.0	90.0
45.0	24511	21682	20215	19759	20215	21682	24511
50.0	23964	21022	19516	19050	19516	21022	23964
55.0	23337	20306	18773	18302	18773	20306	23337
60.0	22668	19564	18014	17540	18014	19564	22668
65.0	21939	18781	17223	16749	17223	18781	21939
70.0	21180	17980	16420	15949	16420	17980	21180
75.0	20463	17220	15660	15191	15660	17220	20463
80.0	19814	16521	14958	14490	14958	16521	19814
85.0	19185	15838	14272	13806	14272	15838	19185
90.0	18654	15231	13656	13191	13656	15231	18654

(cd/m²)

TYPICAL DIMMING CURVE

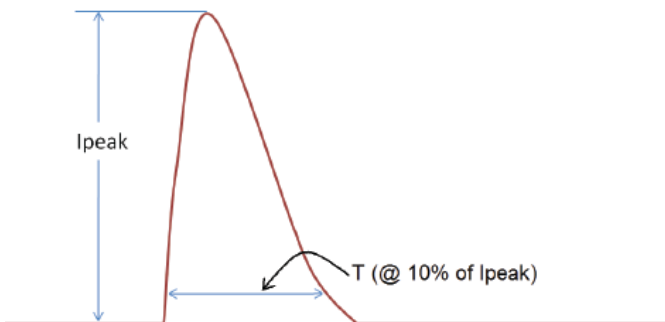


DIMMING METHOD (INTERNAL)	PWM
Refresh Rate (PWM)	1 kHz

TEMPORAL LIGHT ARTIFACTS

PARAMETER	VALUE	REMARK
P_{st}	≤ 1.0	Flicker quantification.
SVM	≤ 0.4	Stroboscopic effect quantification.

INRUSH CURRENT INFORMATION

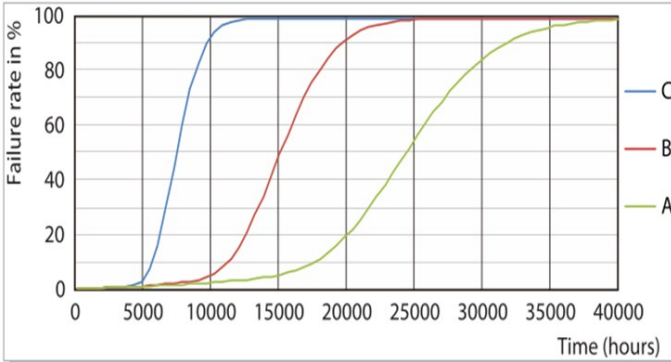


I_{PEAK}	$T (@ 10\% \text{ OF } I_{PEAK})$
4.7 A	0.12 ms

WiZ Pro C37 E14 TW 4.9W 230V
 WiZ Pro C37 E14 RGBTW 4.9W 230V

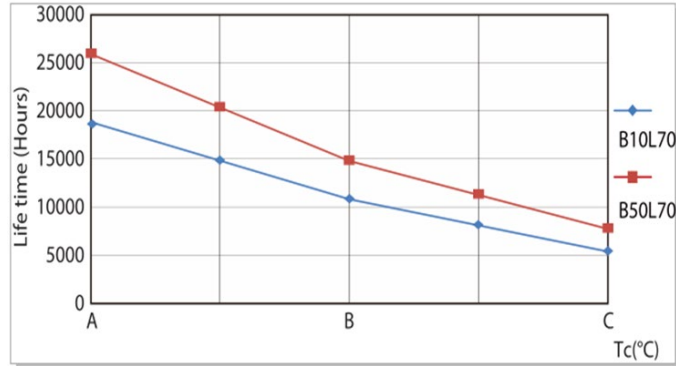
FAILURE RATES

Failure Rate (prediction)



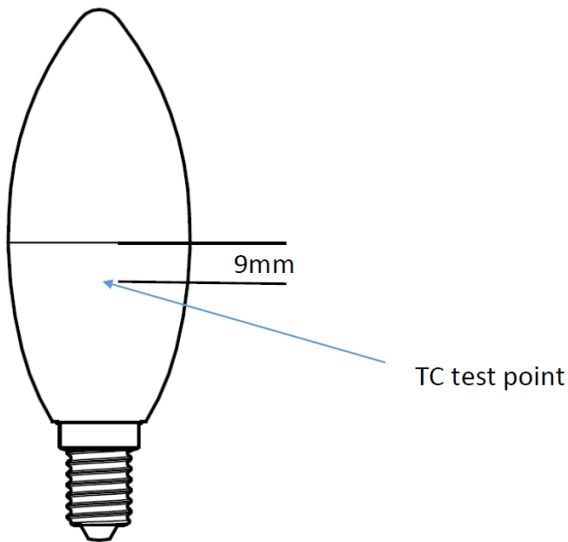
- A: $T_c = 70^\circ\text{C}$
- B: $T_c = 80^\circ\text{C}$ (life claim)
- C: $T_c = 90^\circ\text{C}$

BxxL70* (prediction)

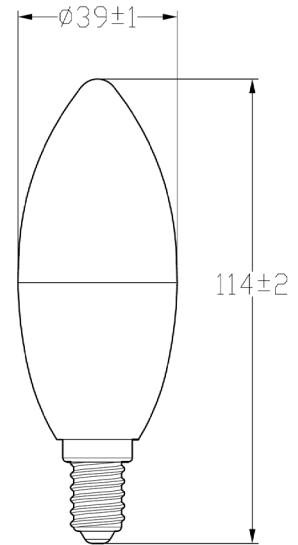


* Defined as the number of hours when xx% of a large group of identical lamps drop below 70% of its initial flux level.

T_c LOCATION



FIXTURE COMPATIBILITY / DIMENSIONS (IN MM)



MODEL	WEIGHT (G.)
TW	45
RGBTW	45

WIRELESS INTERFACE

ITEM	VALUE	UNIT	CONDITIONS
Communication Method	Wi-Fi + BLE		
Wi-Fi Compatibility	802.11 b/g/n		
Wi-Fi Protected Access (WPA)	WPA™, WPA2™, WPA3™		Personal
Wi-Fi Frequency	2400 – 2484	MHz	IEEE Std 802.11 b/g/n
Wi-Fi Transmission Power	20 (max)	dBm	RF Module
BLE Transmission Power	10 (max)	dBm	RF Module
Standby Power	< 0.5	W	Off via APP

APPLICATION NOTES

- This product is dimmable via wireless control by the WiZ App. It is not compatible with phase-cut wall-box dimmers.
- Ambient Temperature range is between -20 °C to +45°C.
- This product is not intended for use with emergency exit fixtures or emergency lights.
- This product is not intended for use in totally enclosed or recessed fixtures.
- Do not use this product in applications where it is directly exposed to water.
- For use in luminaires that can structurally support the weight of the lamp.
- Modifications of the product voids the limited warranty.

SOFTWARE / APPS

Please scan the QR code for instructions download the WiZ Pro Setup app and the WiZ App.



www.wizconnected.com/pro



RF COMPLIANCE

Hereby, Signify declares that the radio equipment type WiZ luminaires are in compliance with Directive 2014/53/EU (RED). The full text of the EU declaration of conformity is available at the following internet address: wizconnected.com.

Hereby, Signify declares that the radio equipment type WiZ luminaires are in compliance with the Radio Equipment Regulations 2017 (S.I. 2017/1206). The full text of the UK declaration of conformity is available at the following internet address: wizconnected.com.

- Wi-Fi®, the Wi-Fi logo, the Wi-Fi CERTIFIED logo are registered trademarks of the Wi-Fi Alliance.
- WPA™, WPA2™, WPA3™ are trademarks of the Wi-Fi Alliance.
- The Bluetooth® word and logos are registered trademarks owned by the Bluetooth SIG, Inc.
- Amazon, Alexa and all related logos are trademarks of Amazon.com, Inc. or its affiliates.
- Google, Google Play and the Google Play logo are the trademark of Google LLC.
- The Apple logo and Siri are the registered trademark of Apple Inc.
- Any use of such marks by Signify is under license. Other trademarks and trade names are those of their respective owners.

The information presented in this document is not intended as any commercial offer and does not form part of any quotation or contract.

WiZ is a global brand of



© 2022 Signify Holding, IBRS 10461, 5600VB, NL. All rights reserved. This document contains information relating to the product portfolio of Signify which information may be subject to change. No representation or warranty as to the accuracy or completeness of the information included herein is given and any liability for any action in reliance thereon is disclaimed. All trademarks are owned by Signify Holding or their respective owners.

Signify – I.B.R.S. / C.C.R.I Numéro
10461 5600 VB Eindhoven
The Netherlands

Signify Commercial UK Ltd.
Unit 3,
Guildford Business Park
Guildford, Surrey, GU2 8XG,
UK

www.wizconnected.com/pro