



LED Lamp Wireless

G95 E27 TW 11W 230V
G95 E27 RGBTW 11W 230V



Create welcoming spaces and bring the human centric lighting benefits into your application. Delivering a full variety of end user benefits, this product can be easily controlled via a smart device with an internet connection or via a 3rd party system via integration. Define schedules to turn the lights on and off according to a routine, set scenes, and light modes, all to accommodate the needs of your project.

Enjoy the full spectrum of this WiZ Pro licensed product, catering to the needs of each stakeholder. Install the lights wirelessly with the WiZ Pro Setup app running on Bluetooth, operate your entire lighting installation remotely via the WiZ Pro Dashboard and control the lights seamlessly with the end user WiZ app.

SPECIFICATIONS

MODEL	INPUT VOLTAGE (VAC)	POWER (W)	CURRENT (mA)	PF	FLUX (LM)	CRI* (Ra)	WHITE CCT RANGE (K)	SDCM	ENVIR. PROTECTION RATING	MAX CASE TEMP. (°C)	RATED LIFE (HRS.)
Tunable White	220 ~ 240	11	95	0.5	1055	90	2700~6500	6	IP-20	Life - 80	25,000
Full Color							2200~6500				

★ at 2700K

ORDERING INFORMATION

PRODUCT NAME	12 NC	PIECES PER CASE
WiZ Pro G95 E27 TW 11W 230V	929002451071	6
WiZ Pro G95 E27 RGBTW 11W 230V	929002383971	6




WiZ Pro G95 E27 TW 11W 230V


WiZ Pro G95 E27 RGBTW 11W 230V

FEATURES	BENEFITS
Compatible with existing E27 sockets	<ul style="list-style-type: none"> • Convert existing socketed luminaires into connected luminaires.
LED Technology	<ul style="list-style-type: none"> • Equivalent to a 75W incandescent G95 lamp with 85% lower energy consumption. • Long life with fewer lamp replacements.
Tunable White & Full Color LEDs	<ul style="list-style-type: none"> • Create unique ambiances from a single light source.
Wireless Communication module	<ul style="list-style-type: none"> • Intuitive Advanced wireless control via the WiZ App or WiZ pro dashboard (using Wi-Fi). • Easy Setup via Bluetooth using the WiZ Pro setup app. • Control from anywhere. • No hub/bridge required. • Over-The-Air (OTA) firmware upgradable. • Compatible with popular smart systems like Google Home, Amazon Alexa, Samsung Smart Things, IFTTT etc...

APPLICATIONS



Hospitality



Restaurants



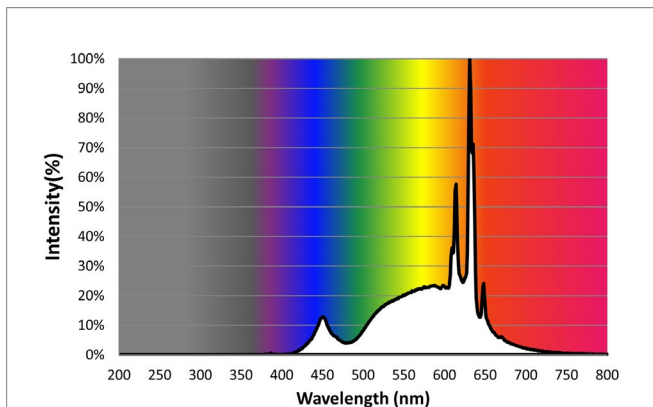
Retail



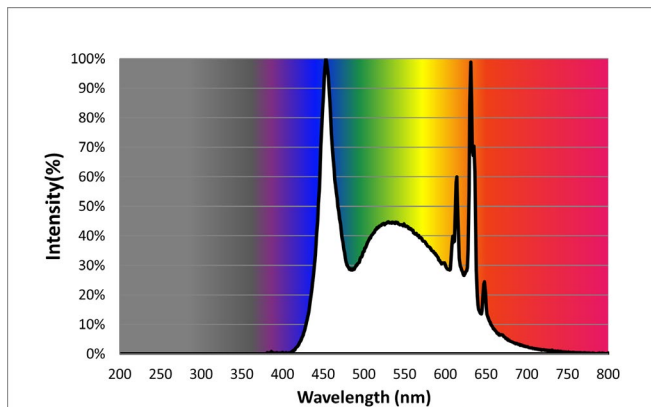
Residential

WiZ Pro G95 E27 TW 11W 230V
WiZ Pro G95 E27 RGBTW 11W 230V

SPECTRAL POWER DENSITY ★



WiZ Pro G95 E27 TW 11W 230V



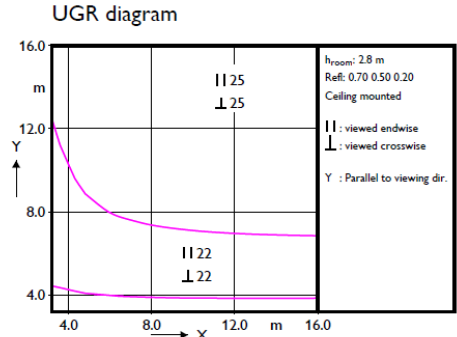
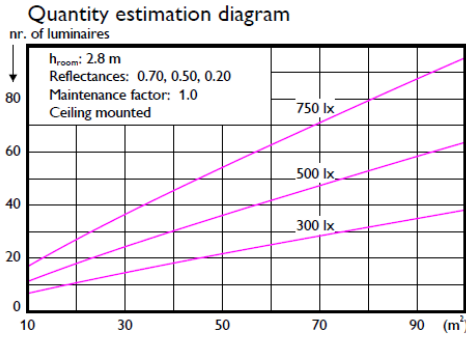
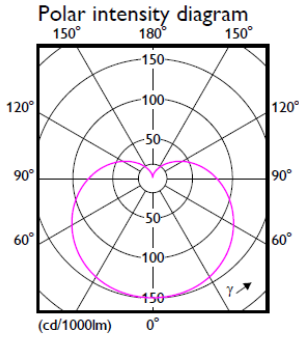
WiZ Pro G95 E27 RGBTW 11W 230V

★ Measured at 2700K

WiZ Pro G95 E27 TW 11W 230V WiZ Pro G95 E27 RGBTW 11W 230V

PHOTOMETRIC DIAGRAMS

WiZ Pro G95 E27 TW 11W 230V (1 x 1055 lm)



Light output ratio 1.00
Service upward 0.27
Service downward 0.73
CIE flux code 31 58 81 73 100
UGRcen (4Hx8H, 0.25H) 24

Utilisation factor table

Room Index k	Reflectances (%) for ceiling, walls and working plane (CIE)										
	0.80	0.80	0.70	0.70	0.70	0.70	0.50	0.50	0.30	0.30	0.00
0.60	0.38	0.36	0.36	0.35	0.34	0.27	0.25	0.20	0.22	0.18	0.14
0.80	0.47	0.44	0.45	0.43	0.42	0.34	0.31	0.26	0.28	0.24	0.19
1.00	0.55	0.51	0.52	0.50	0.49	0.41	0.37	0.32	0.34	0.29	0.24
1.25	0.63	0.57	0.59	0.57	0.55	0.47	0.43	0.37	0.39	0.34	0.28
1.50	0.69	0.62	0.65	0.62	0.59	0.52	0.47	0.42	0.43	0.39	0.32
2.00	0.78	0.70	0.73	0.70	0.67	0.60	0.55	0.50	0.50	0.45	0.38
2.50	0.85	0.75	0.80	0.75	0.71	0.65	0.60	0.55	0.54	0.50	0.42
3.00	0.90	0.78	0.84	0.79	0.75	0.69	0.63	0.59	0.58	0.54	0.46
4.00	0.96	0.83	0.90	0.84	0.79	0.75	0.68	0.65	0.62	0.59	0.50
5.00	1.00	0.86	0.94	0.88	0.82	0.78	0.72	0.68	0.65	0.63	0.53

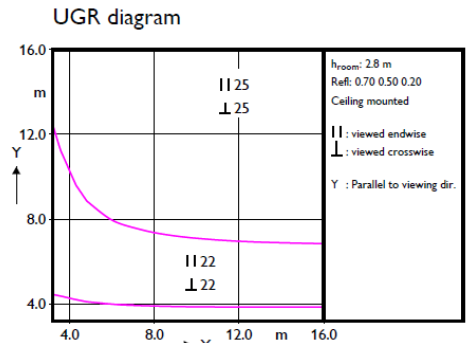
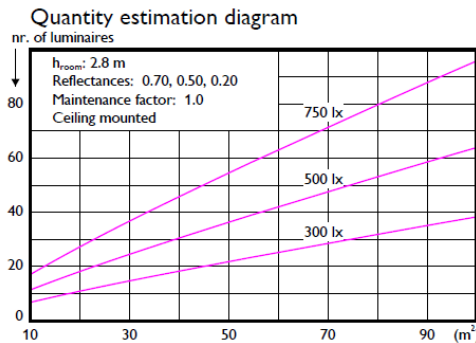
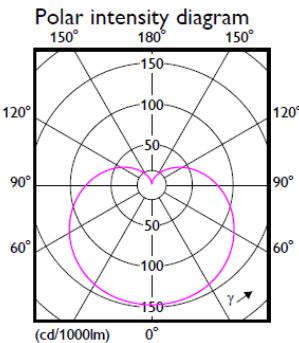
Ceiling mounted

Luminance Table

Plane Cone	0.0	15.0	30.0	45.0	60.0	75.0	90.0
45.0	8959	7912	7371	7203	7371	7912	8959
50.0	8556	7494	6952	6785	6952	7494	8556
55.0	8181	7108	6567	6400	6567	7108	8181
60.0	7863	6777	6236	6071	6236	6777	7863
65.0	7563	6467	5927	5763	5927	6467	7563
70.0	7306	6196	5656	5492	5656	6196	7306
75.0	7069	5944	5403	5240	5403	5944	7069
80.0	6870	5725	5182	5019	5182	5725	6870
85.0	6696	5526	4979	4816	4979	5526	6696
90.0	6553	5350	4797	4634	4797	5350	6553

(cd/m²)

WiZ Pro G95 E27 RGBTW 11W 230V (1 x 1055 lm)



Light output ratio 1.00
Service upward 0.27
Service downward 0.73
CIE flux code 30 57 81 73 100
UGRcen (4Hx8H, 0.25H) 24

Utilisation factor table

Room Index k	Reflectances (%) for ceiling, walls and working plane (CIE)										
	0.80	0.80	0.70	0.70	0.70	0.70	0.50	0.50	0.30	0.30	0.00
0.60	0.38	0.36	0.36	0.35	0.34	0.26	0.24	0.19	0.22	0.18	0.14
0.80	0.47	0.44	0.44	0.43	0.42	0.34	0.31	0.26	0.28	0.24	0.19
1.00	0.55	0.51	0.51	0.50	0.48	0.40	0.37	0.31	0.33	0.29	0.23
1.25	0.62	0.57	0.59	0.56	0.54	0.46	0.42	0.37	0.38	0.34	0.28
1.50	0.68	0.62	0.64	0.62	0.59	0.51	0.47	0.42	0.43	0.38	0.31
2.00	0.78	0.70	0.73	0.69	0.66	0.59	0.54	0.49	0.49	0.45	0.38
2.50	0.84	0.75	0.79	0.75	0.71	0.65	0.59	0.55	0.54	0.50	0.42
3.00	0.89	0.78	0.84	0.79	0.75	0.69	0.63	0.59	0.57	0.54	0.45
4.00	0.96	0.83	0.90	0.84	0.79	0.74	0.68	0.64	0.62	0.59	0.50
5.00	1.00	0.86	0.94	0.88	0.82	0.78	0.72	0.68	0.65	0.63	0.53

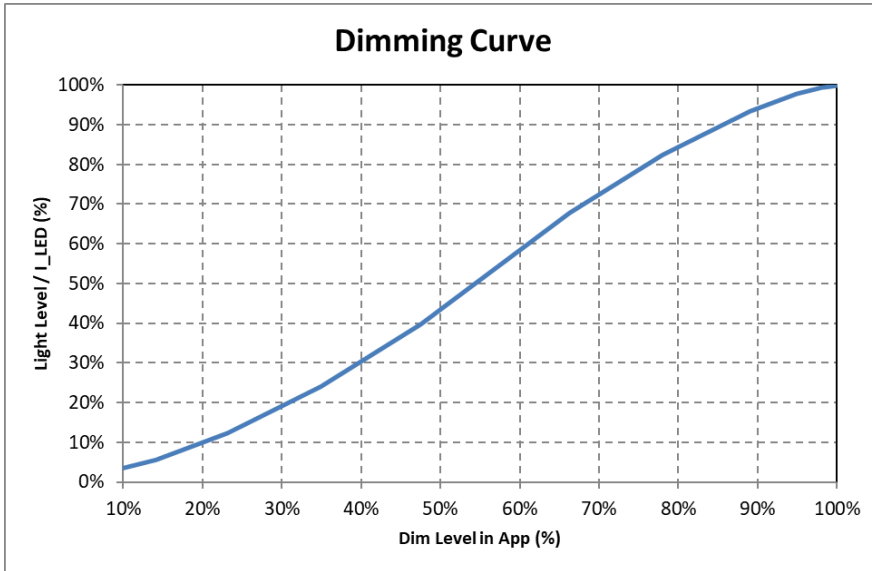
Ceiling mounted

Luminance Table

Plane Cone	0.0	15.0	30.0	45.0	60.0	75.0	90.0
45.0	8883	7845	7308	7142	7308	7845	8883
50.0	8498	7443	6904	6738	6904	7443	8498
55.0	8153	7084	6544	6379	6544	7084	8153
60.0	7838	6756	6216	6052	6216	6756	7838
65.0	7564	6468	5928	5764	5928	6468	7564
70.0	7311	6200	5659	5496	5659	6200	7311
75.0	7093	5964	5422	5258	5422	5964	7093
80.0	6890	5741	5197	5034	5197	5741	6890
85.0	6717	5543	4994	4831	4994	5543	6717
90.0	6584	5376	4820	4656	4820	5376	6584

(cd/m²)

TYPICAL DIMMING CURVE

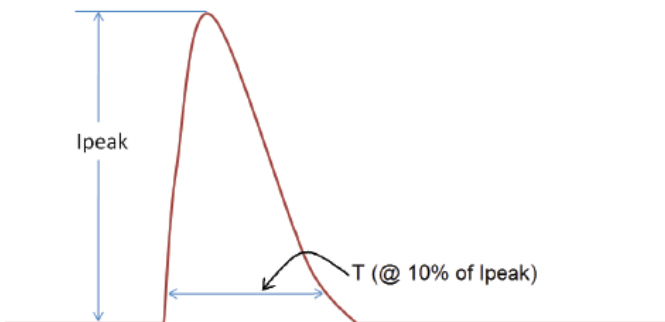


DIMMING METHOD (INTERNAL)	PWM
Refresh Rate (PWM)	1 kHz

TEMPORAL LIGHT ARTIFACTS

PARAMETER	VALUE	REMARK
P_{st}	≤ 1.0	Flicker quantification.
SVM	≤ 0.4	Stroboscopic effect quantification.

INRUSH CURRENT INFORMATION

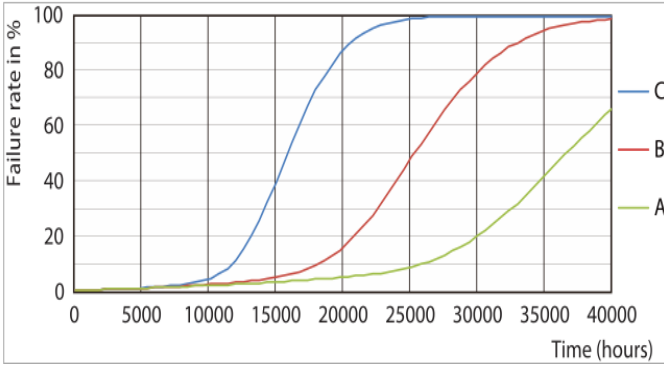


I_{PEAK}	$T (@ 10\% \text{ OF } I_{PEAK})$
6.2 A	0.12 ms

WiZ Pro G95 E27 TW 11W 230V
 WiZ Pro G95 E27 RGBTW 11W 230V

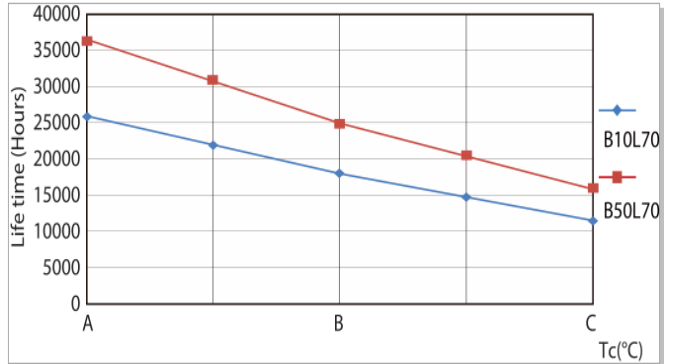
FAILURE RATES

Failure Rate (prediction)



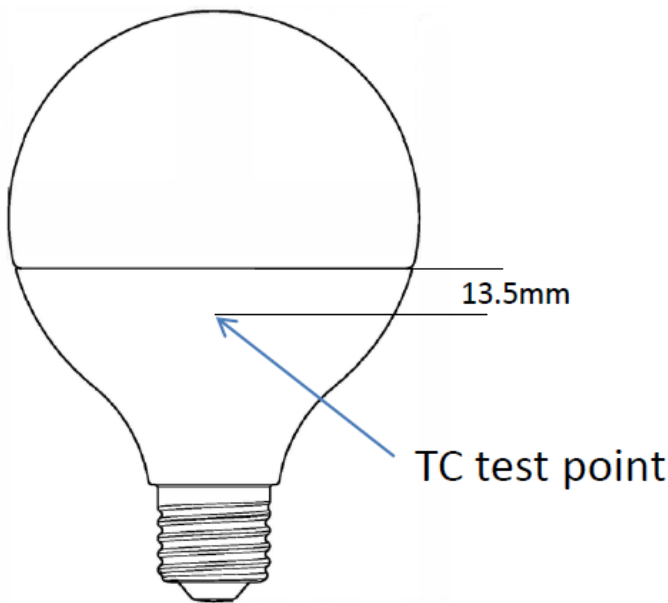
- A: $T_c = 70^\circ\text{C}$
- B: $T_c = 80^\circ\text{C}$ (life claim)
- C: $T_c = 90^\circ\text{C}$

BxxL70* (prediction)

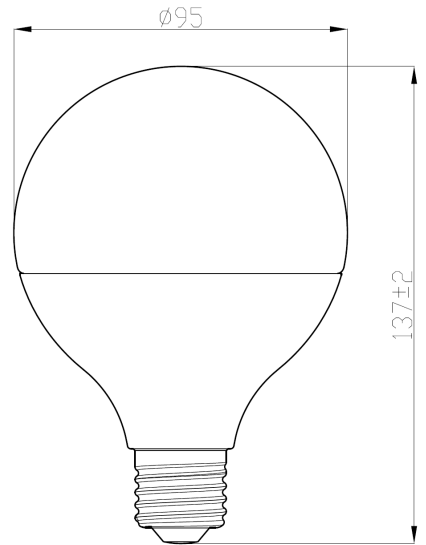


* Defined as the number of hours when xx% of a large group of identical lamps drop below 70% of its initial flux level.

T_c LOCATION



FIXTURE COMPATIBILITY / DIMENSIONS (IN MM)



MODEL	WEIGHT (G.)
TW	130
RGBTW	130

WiZ Pro G95 E27 TW 11W 230V

WiZ Pro G95 E27 RGBTW 11W 230V

WIRELESS INTERFACE

ITEM	VALUE	UNIT	CONDITIONS
Communication Method	Wi-Fi + BLE		
Wi-Fi Compatibility	802.11 b/g/n		
Wi-Fi Protected Access (WPA)	WPA™, WPA2™, WPA3™		Personal
Wi-Fi Frequency	2400 – 2484	MHz	IEEE Std 802.11 b/g/n
Wi-Fi Transmission Power	20 (max)	dBm	RF Module
BLE Transmission Power	10 (max)	dBm	RF Module
Standby Power	< 0.5	W	Off via APP

APPLICATION NOTES

- This product is dimmable via wireless control by the WiZ App. It is not compatible with phase-cut wall-box dimmers.
- Ambient Temperature range is between -20 °C to +45°C.
- This product is not intended for use with emergency exit fixtures or emergency lights.
- This product is not intended for use in totally enclosed or recessed fixtures.
- Do not use this product in applications where it is directly exposed to water.
- For use in luminaires that can structurally support the weight of the lamp.
- Modifications of the product voids the limited warranty.

SOFTWARE / APPS

Please scan the QR code for instructions download the WiZ Pro Setup app and the WiZ App.



www.wizconnected.com/pro



RF COMPLIANCE

Hereby, Signify declares that the radio equipment type WiZ luminaires are in compliance with Directive 2014/53/EU (RED). The full text of the EU declaration of conformity is available at the following internet address: wizconnected.com.

Hereby, Signify declares that the radio equipment type WiZ luminaires are in compliance with the Radio Equipment Regulations 2017 (S.I. 2017/1206). The full text of the UK declaration of conformity is available at the following internet address: wizconnected.com.

- Wi-Fi®, the Wi-Fi logo, the Wi-Fi CERTIFIED logo are registered trademarks of the Wi-Fi Alliance.
- WPA™, WPA2™, WPA3™ are trademarks of the Wi-Fi Alliance.
- The Bluetooth® word and logos are registered trademarks owned by the Bluetooth SIG, Inc.
- Amazon, Alexa and all related logos are trademarks of Amazon.com, Inc. or its affiliates.
- Google, Google Play and the Google Play logo are the trademark of Google LLC.
- The Apple logo and Siri are the registered trademark of Apple Inc.
- Any use of such marks by Signify is under license. Other trademarks and trade names are those of their respective owners.

The information presented in this document is not intended as any commercial offer and does not form part of any quotation or contract.

WiZ is a global brand of



© 2022 Signify Holding, IBRS 10461, 5600VB, NL. All rights reserved. This document contains information relating to the product portfolio of Signify which information may be subject to change. No representation or warranty as to the accuracy or completeness of the information included herein is given and any liability for any action in reliance thereon is disclaimed. All trademarks are owned by Signify Holding or their respective owners.

Signify – I.B.R.S. / C.C.R.I Numéro
10461 5600 VB Eindhoven
The Netherlands

Signify Commercial UK Ltd.
Unit 3,
Guildford Business Park
Guildford, Surrey, GU2 8XG,
UK

www.wizconnected.com/pro